



RAHNAMA
P R E S S

@RAHNAMAPRESS
WWW.RAHNAMAPRESS.COM

Fourth edition

Project

Student's Book



1

OXFORD


Tom Hutchinson

Contents

Unit topic	Grammar	Vocabulary	Communication and skills	Culture, Across the Curriculum, Project
1 Introduction p4	<i>a / an</i> Imperatives Plurals <i>There is / are...</i>	Numbers 1–100 p8 The alphabet p10	Speaking Greeting people p4 <i>What's this?</i> p6 Giving instructions p7 <i>What's your phone number?</i> p8 Describing a picture p11 Listening Phone numbers p8 <i>Fizz Buzz</i> p9	Culture Names p12 Across the Curriculum: Maths: sums p13 Project Presenting your project p15 Song <i>There were ten in the bed</i> p15
2 Friends and family p16	<i>be</i> : long and short forms, affirmative, negative and questions Possessive adjectives: <i>my, your, his, her, its, our, their</i> Possessive 's <i>Yes / No</i> and <i>Wh-</i> questions	Countries p16 Family p18 Days of the week p22	Speaking <i>I'm not from Australia.</i> p17 <i>Whose is this?</i> p19 Listening Who are the new students? p21 Birthday requests p23 Writing Introducing people p17 New students p21 The radio callers p23	Culture What's your address? p24 Across the Curriculum Geography: the world p25 Project Planning your project p27 Song <i>My Bonnie</i> p27
3 My world p28	<i>have got</i> : affirmative, negative, questions Position of adjectives	Possessions: <i>games console, television, radio,</i> etc p28 Adjectives p31 Pets p32 School subjects p34	Reading Joe's school p35 Speaking Game: <i>I've got ...</i> p29 Describing a picture p31 <i>Have you got a ...?</i> p33 Comparing school timetables p35 Listening <i>What has Ravi got?</i> p29 Pets p33 Joe's timetable p35 Writing Comparing pictures p31	Culture Schools in England and Wales p36 Across the Curriculum Science: we are animals, too p37 Project Working together p39 Song <i>My favourite day</i> p39

Unit topic	Grammar	Vocabulary	Communication and skills	Culture, Across the Curriculum, Project, Song
4 Time p40	Prepositions of time Present simple: affirmative, negative and questions	Time p40 Daily routines p42 Free-time activities p44	Reading Molly's day p42 Free time activities p44 Speaking <i>What's the time, please?</i> p41 <i>When is the volleyball match?</i> p41 Asking and answering about the things you do p47 Listening <i>What time do you hear?</i> p41 A typical school day in China p43 What do Juraj and Guang do? p45 Writing Write about the time of activities p41 Describe your typical day p43 What Juraj and Guang do p45	Culture Sport p48 Across the Curriculum Music: musical instruments p49 Project Helping each other p51 Song <i>Digital Charlie</i> p51
5 Places p52	Prepositions of place <i>There is / are ...</i> <i>can / can't</i>	Furniture p52, p55 Parts of a house p54 Places in a town p56	Reading Ravi's house p54 Label the flat p55 Speaking Describing a room in your house p55 Asking and answering about where things are in a town p57 Mickey, Millie and Mut's day out p59 Listening Where are the things? p53 Where things are in a town p57 Writing Where things are p53 What your partner can do p58	Culture An English town p60 Across the Curriculum History: towns and cities p61 Project Getting information p63 Song <i>Our town</i> p63
6 People p64	<i>have got</i> and <i>be</i> for describing people Present continuous: affirmative, negative and questions Present continuous v. present simple <i>How much is /</i> <i>are ...?</i>	Describing people p64 Clothes p70	Reading Saturday morning p66 The King's clothes p71 Speaking Describing people p65 In a shop p67 Guessing activities p69 Act the King's clothes p71 Listening Drawing a picture p65 What are the people doing? p69 In a shop p67 Writing Describing a person p65	Culture People p72 Across the Curriculum Art: describing people p73 Project Presenting and sharing your project p75 Song <i>Red pyjamas</i> p75
Revision pages	pp 14, 26, 38, 50, 62, 74		Vocabulary and Reading	pp 80–87
Land on a word	p76		Grammar summary	Workbook p65
Phonetic symbols	p77		Wordlist	Workbook p74
Pronunciation	pp 78–79			

1A Hello



1 a 1.2 Read and listen.

b 1.2 Listen again and repeat.

2 Ask and answer.



3 1.3 Listen. Who do you hear? Write the names.

- 1 *Carla* and *Joe*.
- 2 Andy Fletcher, Mrs Williams and _____.
- 3 Carla, _____ and _____.
- 4 Molly and _____.
- 5 _____, _____ and _____.

4 Work in a group. Introduce yourself.

- Hello. I'm _____. What's your name?
- My name's _____.

5 a 1.4 Listen and repeat.



b 1.5 Listen and answer.

- Good morning.
- Good morning.

c Work with a partner. Make dialogues. Use different expressions.

- Good morning.
- Hello.

6 a 1.6 Read and listen. Complete dialogues.



Molly 1 _____, Andy.
Andy Oh, 2 _____, Molly. How are you?
Molly I'm fine, thanks. And you?
Andy Fine.
Molly OK. 3 _____
Andy Yes. 4 _____



Carla Good 5 _____, Mr Walker. How are you?
Mr Walker 6 _____, Carla. I'm fine, thanks.
And 7 _____?
Carla I'm 8 _____, thank you, sir.
Mr Walker That's 9 _____.
Carla 10 _____ you later, sir.
Mr Walker Yes. 11 _____, Carla.

b Work with a partner. Read the dialogue.

c Go round the class. Make new dialogues. Use different expressions.

1B In the classroom

Grammar

1 1.7 Read and listen.



a book



an apple



Why is it a book, but an apple?

3 1.9 Listen. Draw the thing that you hear.

- What's this?
- It's an umbrella.



Speaking

4 Work with a partner. Ask and answer about things in your classroom.


What's this?

It's an apple.



Vocabulary

2 a Complete the labels with a or an.



b 1.8 Listen and repeat.

Vocabulary

5 a 1.10 Read the instructions.
Listen and repeat.



4 Listen.



1 Read.



2 Say 'Good morning'.



3 Open your exercise book.



5 Draw.



6 Put down your pencil.



7 Close your exercise book.



8 Pick up your pencil.



9 Sit down.



10 Look at the picture.



11 Go to the board.



12 Stand up.



13 Write on the board.



14 Come here.



15 Give me your book, please.

b 1.10 Listen again and do the actions.


Grammar

6 1.11 Look at Millie and Mut.
Then listen and say the negative.

Listening and speaking

7 1.12 Listen and follow the new instructions.

8 Give a partner some instructions.



1C Numbers

Vocabulary

1 a Write the words in the correct order.

two seven oh (zero) nine one
six ten three five four eight

Numbers 0–10

0 oh (zero)	6 _____
1 one	7 _____
2 _____	8 _____
3 _____	9 _____
4 _____	10 _____
5 _____	

b 1.13 Listen, check and repeat.

Comprehension

2 a 1.14 Read and listen. Complete the phone numbers.

Andy _ 4 _ _ 0 _

Mel 0 _ _ 0 0 9 _ 1 _ 7 _

What's your phone number, Andy?

It's six four double eight oh two.

What's your mobile number, Mel?

It's oh double seven double oh, nine three one, four seven five.

Work with a partner. Read the dialogues.

3 a 1.15 Listen. Write the phone numbers.

Name	phone number
John	511698
Katie	
Sanjit	
Laura	

b Ask and answer with a partner. Use the phone numbers. Ask and answer.

- What's your telephone number, John?
- It's five double one six nine eight.

4 Collect five phone numbers from people in your class.

Vocabulary

5 1.16 Listen and repeat.

11 eleven	30 thirty
12 twelve	40 forty
13 thirteen	50 fifty
14 fourteen	60 sixty
15 fifteen	70 seventy
16 sixteen	80 eighty
17 seventeen	90 ninety
18 eighteen	100 a hundred
19 nineteen	
20 twenty	



Look.
Be careful!
fourteen
forty

6 a Read the numbers.

b 1.17 Listen. Which number do you hear?



7 Continue the numbers. Count round the class.

20 twenty

21 twenty-one

22 twenty-two

23 twenty-three

24

8 Say the numbers.

22 39 41 53 67 76 85 94

Listening and speaking

9 1.18 Listen. Write the numbers you hear.

71

10 Play Fizz Buzz. Work in a group and count. For all 'five' numbers (5, 10, 15, 20 ...) say 'fizz'. For all 'seven' numbers (7, 14, 21, 28 ...) say 'buzz'.

one, two, three, four, fizz, six, buzz, eight, nine, fizz, eleven, twelve, thirteen, buzz, fizz, sixteen ...

11 a 1.19 Listen to the first part of the song.

This old man

1 This old man he played *one*.
He played knick knock *on my drum*.

Chorus

With a knick knock paddy whack,
Give a dog a bone.
This old man came rolling home.



b 1.20 Listen to the song. Put the pictures in the order you hear them.

2 This old man he played *two*.

He played knick knock *on my shoe*.



☐ down a mine



☐ at my gate



☐ on my hive



☐ up a tree



☐ up in heaven



☐ with my pen



☐ on my shoe



☐ on my door



☐ with some sticks

c 1.21 Listen to the whole song and sing.

Project

Fourth edition

Inspiring the next generation

Project fourth edition uses the proven methodology of *Project* in a new engaging format.

This new refreshed edition of the best-selling *Project* course will inspire your students, with redesigned cartoons, new compelling exercises and a flexible innovative digital package.

With *Project* fourth edition you get:

- The proven *Project* methodology that is trusted by teachers and students around the world including an analytical approach to grammar with varied practice and a clear vocabulary syllabus.
- Exciting and memorable material which students will enjoy learning from.

NEW



ANIMATED versions of the cartoons on the DVD and iTools
ANIMATED grammar explanations from Mut on iTools

- DRAMATISED photo stories on the DVD and iTools
- EXTRA vocabulary and reading with stories and excerpts from classic tales
- PRONUNCIATION section with varied exercises including Total Physical Response
- MORE multi-skill and communication exercises



Student's Book



Workbook



Teacher's Book



iTools



DVD



Test Builder



Class CDs

OXFORD
UNIVERSITY PRESS

www.oup.com/elt

Oxford › making digital sense



ISBN 978-0-19-476455-1



9 780194 764551